



District Report Card: 2017


State: Rajasthan	District: Bhilwara
Class: 8	Subject: Mathematics
Schools: 51	Students: 1159


Participation/Coverage


Students

<div>GENDER</div> <div></div>	Boys				Girls			
	Number		%		Number		%	
	546		47.11		613		52.89	

<div>AREA</div> <div></div>	Rural				Urban			
	Number		%		Number		%	
	1023		88.27		136		11.73	

<div>CATEGORY</div> <div></div>	SC		ST		OBC		GEN	
	Number	%	Number	%	Number	%	Number	%
	215	18.55	76	6.56	770	66.44	98	8.46

<div>CWSN</div> <div></div>	LD	VI	HI	S&LD	ID	Oth
	5	1	1	0	3	1

<div>Management</div> <div></div>	Government			Government-aided		
	Number		%	Number		%
	1159		100.00	0		0.00

Average Performance of Students in Mathematics (%)

Overall	Gender		Area		Management		Social Group			
	Male	Female	Rural	Urban	Govt.	Aided	SC	ST	OBC	GEN
45.19	47.96	42.73	46.47	35.59	45.19	0.00	45.27	39.12	45.77	45.17

Performance on Learning Outcomes (LOs)

Learning Outcomes	Description	Average Performance(%)
M601	Solves problems involving large numbers by applying appropriate operations	46.90
M606	Solves problems on daily life situations involving addition and subtraction of fractions / decimals	46.72
M620	Finds out the perimeter and area of rectangular objects in the surroundings like floor of the class room, surfaces of a chalk box etc.	50.89
M621	Arranges given/collected information in the form of table, pictograph and bar graph and interprets them	47.76
M702	Interprets the division and multiplication of fractions	42.02
M705	Solves problems related to daily life situations involving rational numbers	42.11
M706	Uses exponential form of numbers to simplify problems involving multiplication and division of large numbers	39.72
M707	Adds/subtracts algebraic expressions	52.46
M710	Solves problems related to conversion of percentage to fraction and decimal and vice versa	43.70
M717	Finds out approximate area of closed shapes by using unit square grid/graph sheet	41.72
M719	Finds various representative values for simple data from her/his daily life contexts like mean, median and mode	46.87
M721	Interprets data using bar graph	58.03
M801	Generalizes properties of addition, subtraction, multiplication and division of rational numbers through patterns	37.82
M802	Finds rational numbers between two given rational numbers	45.25
M803	Proves divisibility rules of 2, 3, 4, 5, 6, 9 and 11	57.24
M804	Finds squares, cubes, square roots and cube roots of numbers using different methods	48.53
M808	Uses various algebraic identities in solving problems of daily life	37.82
M812	Verifies properties of parallelogram and establishes the relationship between them through reasoning	38.76
M818	Finds surface area and volume of cuboidal and cylindrical object	25.56
M819	Draws and interprets bar charts and pie charts	48.14

Range of Performance of Students who Answered Correctly							
Below 30%		30% - 50%		50% - 75%		Above 75%	
Number	%	Number	%	Number	%	Number	%
402	34.69	284	24.50	304	26.23	169	14.58

Lowest Performing Learning Outcomes (LOs)

- 1 - Finds surface area and volume of cuboidal and cylindrical object (25.56)
- 2 - Generalizes properties of addition, subtraction, multiplication and division of rational numbers through patterns (37.82)
- 3 - Uses various algebraic identities in solving problems of daily life (37.82)

- 4 - Verifies properties of parallelogram and establishes the relationship between them through reasoning (38.76)
- 5 - Uses exponential form of numbers to simplify problems involving multiplication and division of large numbers (39.72)